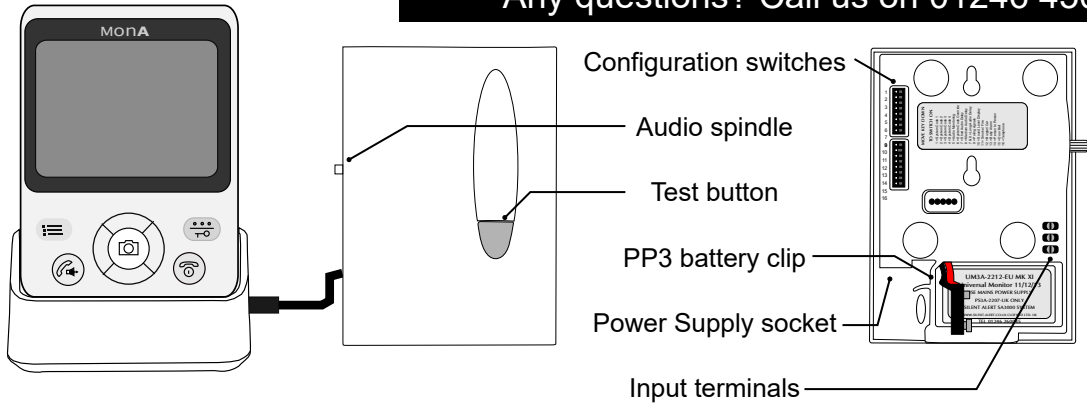


Quick start guide UM3A-2212-EU MK XI

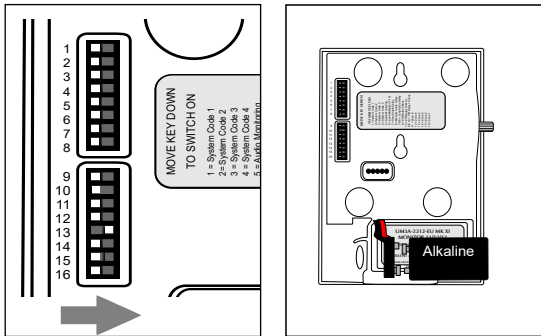
Universal monitor



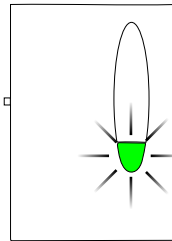
Any questions? Call us on 01246 450789



- 1.** Move Key 13 to the right. Connect a 9V Alkaline PP3 to the battery clip.

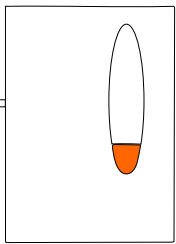


- 2.** Press and briefly hold the test button. The light will shine green and the monitor will send a signal.



Check the desired signal is received by the Pager or SignWave and fix in place using the screw kit or Velcro provided

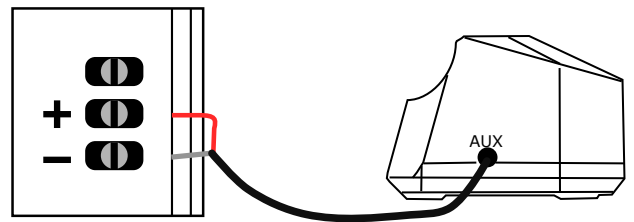
- 3.** An Alkaline PP3 battery should last one year. Low battery signals will be sent to your Pager or SignWave when the battery needs replacing.



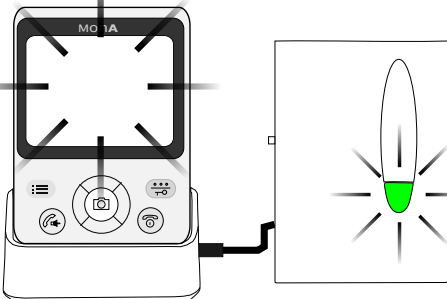
The test button will also shine orange to show the status of the battery.

Only use Alkaline or Lithium PP3 batteries as cheaper alternatives will not last as long.

- 4.** **Mona AUX output trigger**
A voltage applied across terminals 1 & 2 will also trigger the unit. The interface lead should be connected as shown.
PLEASE NOTE: The Mona baby alarm will only trigger the universal monitor if it is placed in its charging



- 5.** When the Mona baby alarm activates the Universal Monitor will send a signal to the Pager or SignWave. It will only send this signal if the Mona is docked in its charging cradle. If the Monitor doesn't trigger the Mona baby alarm may need configuring



- 6.** When the camera is first plugged in the alarm will sound (ding dong) a few times while the camera initialises. This will make the Universal Monitor transmit.
If subsequent sounds light the screen up on the Mona baby alarm but do not trigger the alarm (or Universal Monitor) please follow the instructions on page 2



Any questions? Call us on 01246 450789

If the Mona baby alarm detects sound but does not alarm

If the Mona baby alarm is set up correctly it will sound an alarm (ding dong) each time it triggers. Sometimes, the unit is supplied with this feature disabled. The screen will illuminate and show the camera feed but it will not trigger the alarm function. If this is the case please follow the steps below.

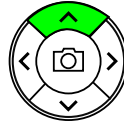
1.



Press and hold the  &  for 7-8 seconds until the screen changes and displays

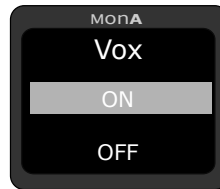


2.



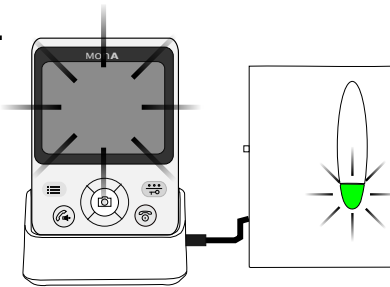
Press the up arrow on the keypad so the selection moves to ON.

Press the  key to confirm.



OK will be displayed in red at the bottom of the screen to show this has worked.

3.



Ensure the Mona baby alarm is docked in the charging base. When the Mona baby alarm triggers it will now trigger the Silent Alert Universal Monitor.

PLEASE NOTE
The Universal Monitor will only trigger when the Mona Monitor is docked.

Always ensure the monitor and all wiring is safely out of reach.

If the Mona baby alarm is too sensitive the camera needs to be moved further away.